


Inductive sensor

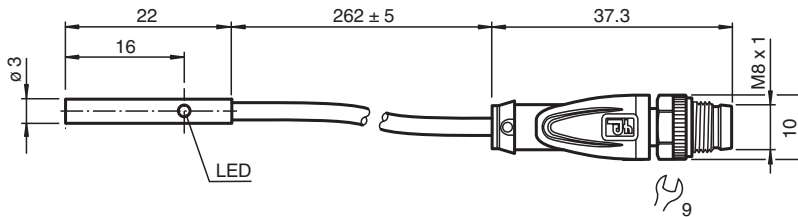
NBB0,6-3M22-E0-0,3M-V3



- 0.6 mm flush
- Miniature design
- Cable with M8 plug



Dimensions



Technical Data

General specifications		
Switching function		Normally open (NO)
Output type		NPN
Rated operating distance	s_n	0.6 mm
Installation		flush
Output polarity		DC
Assured operating distance	s_a	0 ... 0.486 mm
Reduction factor r_{Al}		0.4
Reduction factor r_{Cu}		0.29
Reduction factor r_{304}		0.76
Reduction factor r_{Brass}		0.46
Output type		3-wire
Nominal ratings		
Operating voltage	U_B	10 ... 30 V
Switching frequency	f	0 ... 1400 Hz
Hysteresis	H	typ. 5%
Reverse polarity protection		reverse polarity protected

Release date: 2023-06-13 Date of issue: 2023-06-13 Filename: 224125_eng.pdf

Refer to "General Notes Relating to Pepperl+Fuchs Product Information".

Pepperl+Fuchs Group
www.pepperl-fuchs.com

USA: +1 330 486 0001
fa-info@us.pepperl-fuchs.com

Germany: +49 621 776 1111
fa-info@de.pepperl-fuchs.com

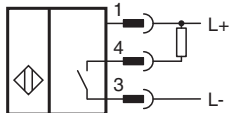
Singapore: +65 6779 9091
fa-info@sg.pepperl-fuchs.com

PF PEPPERL+FUCHS

Technical Data

Short-circuit protection		pulsing
Voltage drop	U_d	$\leq 3 \text{ V}$
Operating current	I_L	0 ... 100 mA
Off-state current	I_r	0 ... 0.1 mA typ. at 25 °C
No-load supply current	I_0	$\leq 10 \text{ mA}$
Switching state indicator		LED, yellow
Functional safety related parameters		
MTTF _d		1329 a
Mission Time (T _M)		20 a
Diagnostic Coverage (DC)		0 %
Compliance with standards and directives		
Standard conformity		
Standards		EN 60947-5-2:2007 IEC 60947-5-2:2007
Approvals and certificates		
UL approval		cULus Listed, General Purpose
CSA approval		cCSAus Listed, General Purpose
CCC approval		CCC approval / marking not required for products rated $\leq 36 \text{ V}$
Ambient conditions		
Ambient temperature		-25 ... 70 °C (-13 ... 158 °F)
Mechanical specifications		
Connection type		Cable connector M8 x 1 , 3-pin with PVC cable 300 mm
Core cross section		0.055 mm ²
Housing material		Stainless steel 1.4305 / AISI 303
Sensing face		PC
Degree of protection		IP67

Connection



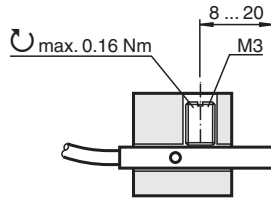
Connection Assignment







Wire colors in accordance with EN 60947-5-2

1	BN	(brown)
3	BU	(blue)
4	BK	(black)

Mounting



Accessories

	V3-WM-2M-PUR	Female cordset single-ended M8 angled A-coded, 3-pin, PUR cable grey
	V3-GM-2M-PUR	Female cordset single-ended M8 straight A-coded, 3-pin, PUR cable grey
	MH V3-SCREWDRIVER	Torque screwdriver (0.4 Nm)
	MH V3-BIT M8	plug-in cap for M8